

Scaled data based on original data using  
LM-79-08 Approved Method: Electrical and Photometric Measurements of Solid-  
State Lighting Products

Test Report Prepared for  
Cooper Lighting Solutions  
(formerly Eaton)

Brand: STREETWORKS

Report Number: P367283

Luminaire Tested: **PMM-SA2B-730-U-5WQ**

Issue Date: 12/2/2019

**Test Information**

Test Method: LM-79-08  
Report Number: P367283  
TEST IS SCALED FROM IESNA LM-79-08 TEST DATA (G2-1910-543-4)  
Test Lab: INNOVATION CENTER  
Issue Date: 12/2/2019  
Manufacturer: COOPER LIGHTING SOLUTIONS (FORMERLY EATON)  
Product Line: STREETWORKS  
Catalog Number: PMM-SA2B-730-U-5WQ  
Description: MESA POST TOP DECORATIVE LUMINAIRE. (2) LIGHTSQUARES WITH 16 LEDS EACH AND TYPE V WIDE OPTICS.  
Light Source: -  
Ballast/Driver: ELECTRONIC DRIVER

**Summary**

Lumens per Lamp: N/A  
Luminaire Lumens: 9731 lumens  
Efficiency: N/A  
Efficacy: 114.5 lumens/watt  
Luminous Opening: Rectangular (W 0.5' x L: 1' x H: 0')  
IES Classification: Type V - Short  
BUG Rating: B4 - U0 - G2

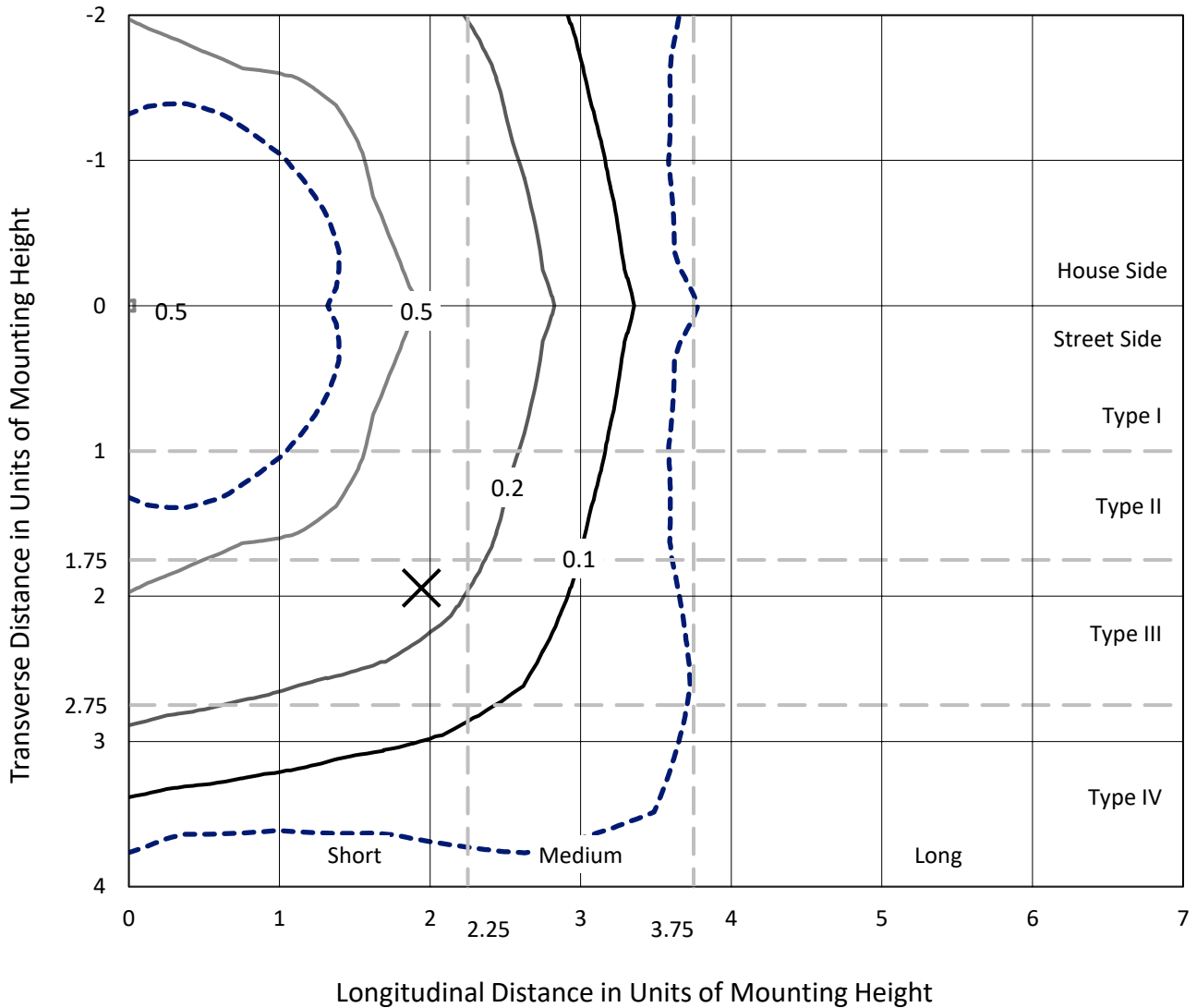
Input Watts (W): 85  
Input Voltage (V): NR  
Input Current (Ain): NR  
Voltage Rise (V): NR  
Power Factor: NR  
Total Harmonic Distortion (THDi): NR  
Frequency (hertz): 60  
Stabilization Time: NR  
Operation Time: NR  
Ambient Temperature (°C): NR  
Test Distance: 28.75 FT



REPORT NUMBER: P367283  
 CATALOG NUMBER: PMM-SA2B-730-U-5WQ

### Iso-Footcandle Lines of Horizontal Illumination

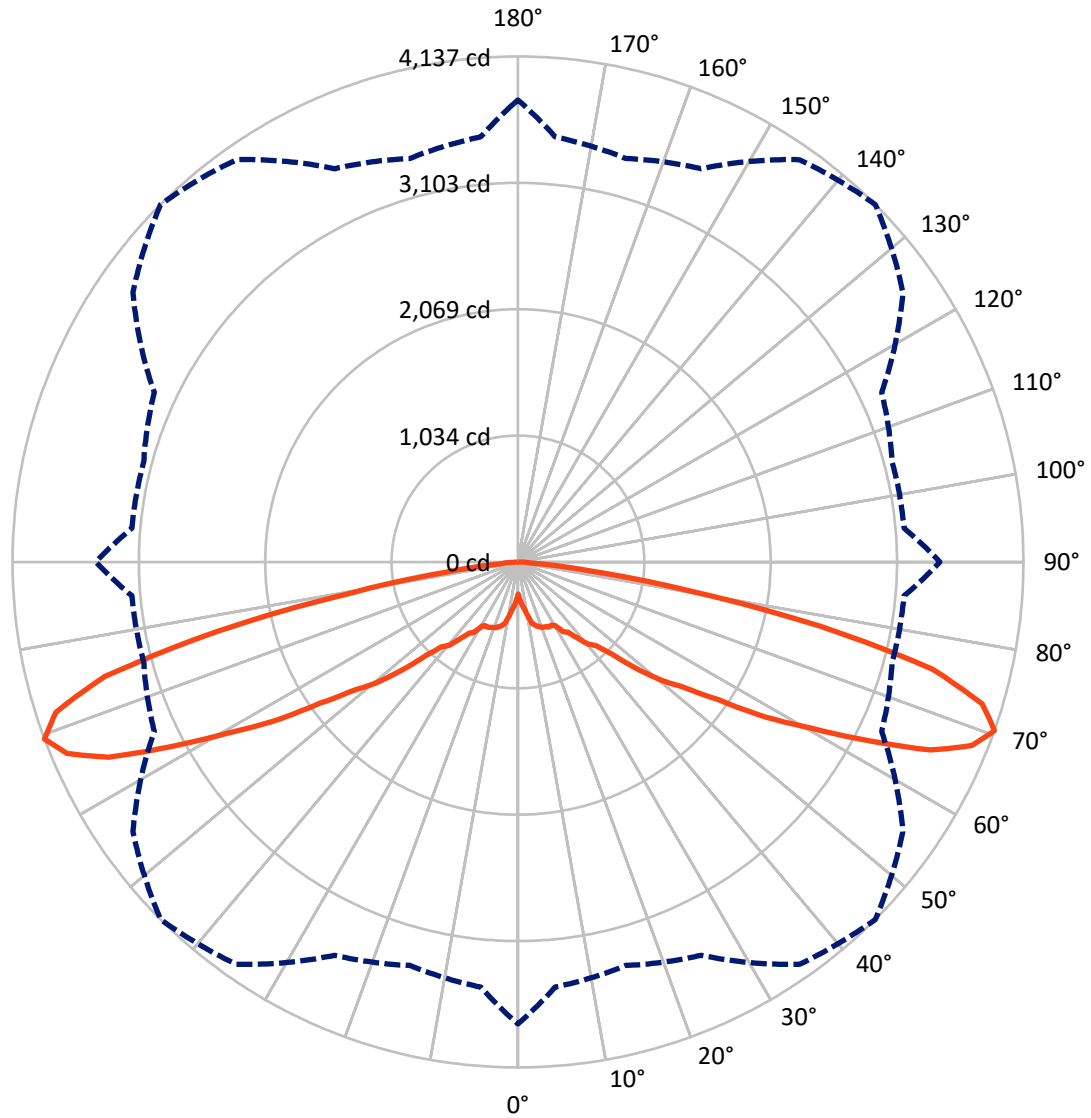
✕ Max cd  
 - - - 1/2 Max cd



Based on 25 foot mounting height. Maximum calculated value = 0.8 fc  
 Type V - Short - N/A

REPORT NUMBER: P367283  
CATALOG NUMBER: PMM-SA2B-730-U-5WQ

### Luminous Intensity Polar Plot



— Vertical Plane Through 45-Deg Lateral      - - - Horizontal Cone Through 70-Deg Vertical

REPORT NUMBER: P367283

CATALOG NUMBER: PMM-SA2B-730-U-5WQ

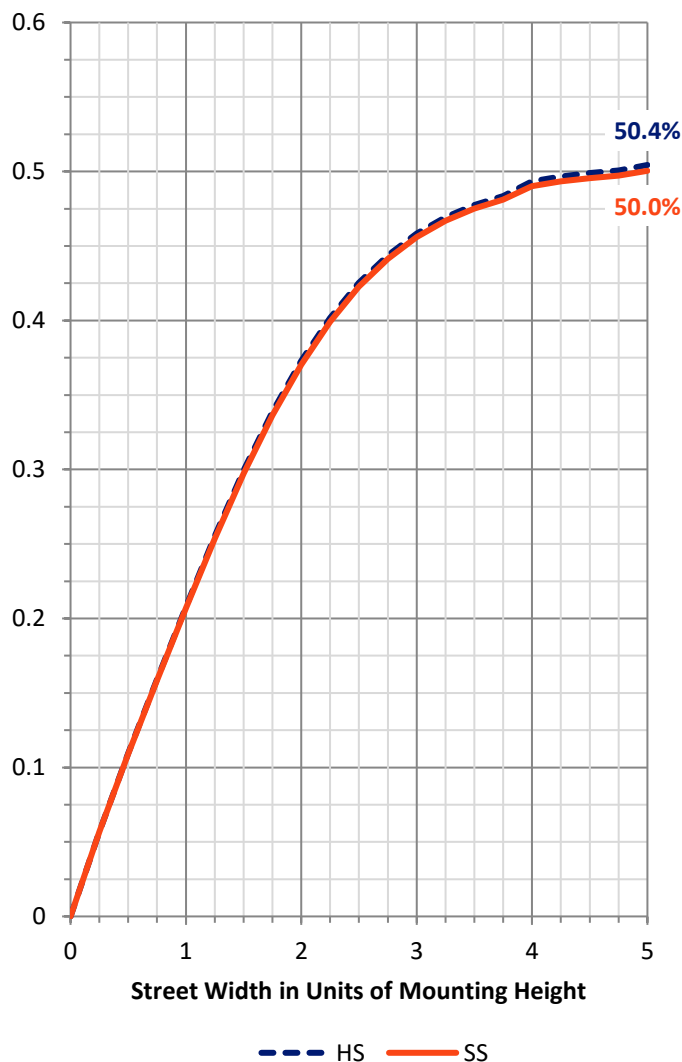
**FLUX DISTRIBUTION:**

		Downward	Upward	Total
<b>House Side</b>	Lumens	4865.5	0.0	4865.5
	% Fixture	50.0	0.0	50.0
<b>Street Side</b>	Lumens	4865.5	0.0	4865.5
	% Fixture	50.0	0.0	50.0
<b>Total</b>	Lumens	9731.0	0.0	9731.0
	% Fixture	100.0	0.0	100.0

**ZONAL LUMENS:**

Zone	Lumens	% Fixture
0°-10°	38.3	0.4
10°-20°	153.2	1.6
20°-30°	289.6	3.0
30°-40°	504.4	5.2
40°-50°	964.3	9.9
50°-60°	1869.9	19.2
60°-70°	3274.3	33.6
70°-80°	2460.8	25.3
80°-90°	176.1	1.8
90°-100°	0.0	0.0
100°-110°	0.0	0.0
110°-120°	0.0	0.0
120°-130°	0.0	0.0
130°-140°	0.0	0.0
140°-150°	0.0	0.0
150°-160°	0.0	0.0
160°-170°	0.0	0.0
170°-180°	0.0	0.0
0°-90°	9731.0	100.0
0°-180°	9731.0	100.0

**Coefficient of Utilization**



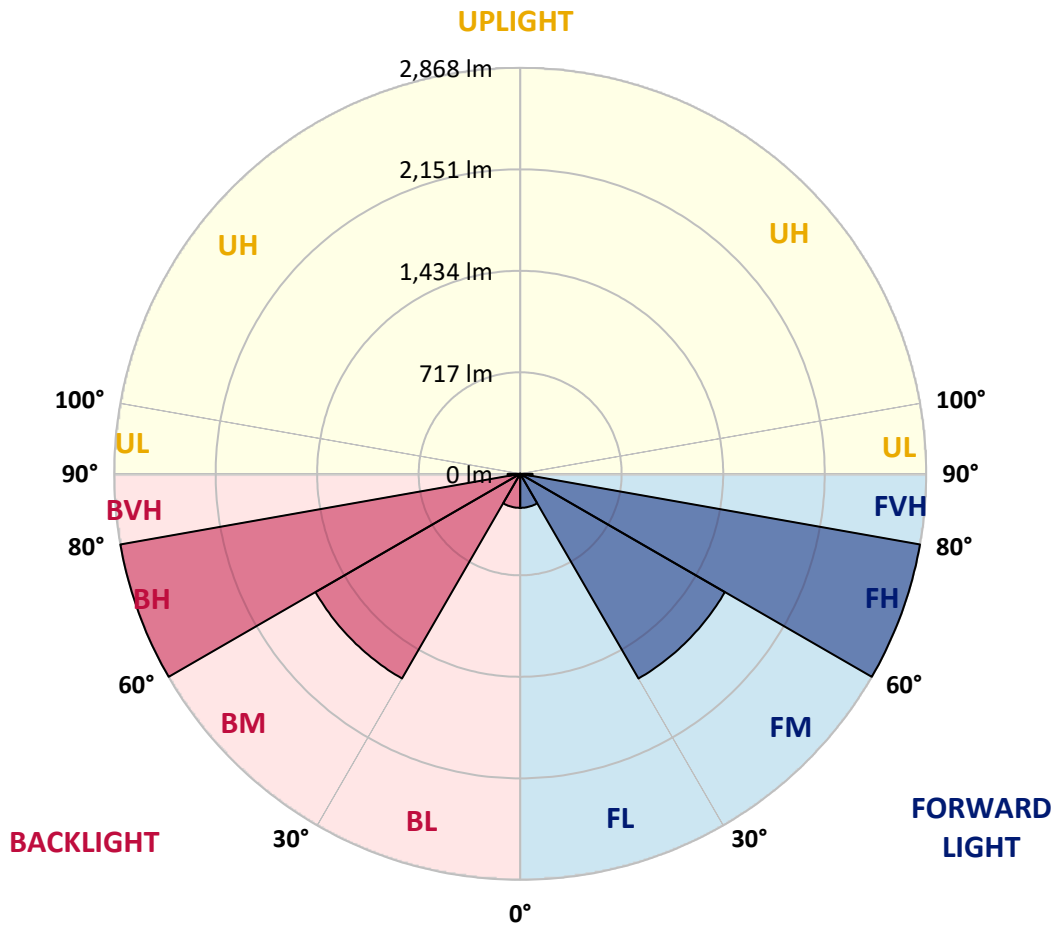
REPORT NUMBER: P367283  
 CATALOG NUMBER: PMM-SA2B-730-U-5WQ

**LUMINAIRE CLASSIFICATION SYSTEM LUMEN TABLE AND BUG RATING:**

Zone	Lumens	% Fixture	Zone Rating/Lumen Limit		
			B	U	G
FL (0°-30°)	240.5	2.5			
FM (30°-60°)	1669.4	17.2			
FH (60°-80°)	2867.6	29.5			G2/5000
FVH (80°-90°)	88.0	0.9			G1/100
BL (0°-30°)	240.5	2.5	B1/500		
BM (30°-60°)	1669.4	17.2	B2/2500		
BH (60°-80°)	2867.6	29.5	B4/5000		G2/5000
BVH (80°-90°)	88.0	0.9			G1/100
UL (90°-100°)	0.0	0.0		U0/0	
UH (100°-180°)	0.0	0.0		U0/0	

**BUG Rating: B4-U0-G2**

Type V Short





REPORT NUMBER: P367283  
 CATALOG NUMBER: PMM-SA2B-730-U-5WQ

**CANDELA DISTRIBUTION (FULL):**

	0°	5°	15°	25°	35°	45°	55°	65°	75°	85°	90°
0°	263.1	263.1	263.1	263.1	263.1	263.1	263.1	263.1	263.1	263.1	263.1
2.5°	320.1	315.2	299.7	300.5	307.7	308.4	309.2	299.7	297.5	316.7	317.9
5°	406.6	395.2	383.9	379.4	372.6	353.7	374.5	376.7	381.3	396.0	402.8
7.5°	464.3	450.4	434.9	425.4	406.9	391.5	408.5	422.4	431.5	448.1	457.5
10°	475.3	467.0	466.2	449.6	446.2	451.9	450.7	451.1	464.7	465.1	470.7
12.5°	509.6	515.7	504.0	498.3	501.7	515.7	504.3	499.4	502.8	518.3	511.9
15°	554.6	561.7	544.0	534.9	525.9	539.1	527.4	536.1	547.0	558.3	552.7
17.5°	604.4	604.8	580.6	547.0	554.9	556.8	552.7	545.5	576.8	604.0	601.4
20°	631.6	631.2	589.7	544.0	567.4	571.5	567.8	543.2	590.4	627.8	626.7
22.5°	659.5	651.2	601.4	564.4	573.0	576.4	567.8	565.5	601.4	653.5	653.1
25°	674.6	681.8	627.0	604.0	596.8	588.9	596.5	600.2	634.6	685.5	670.8
27.5°	721.8	710.1	634.6	632.3	617.2	585.9	611.9	630.4	632.3	714.6	729.7
30°	764.4	769.0	668.6	672.0	644.4	604.8	645.2	674.6	680.3	769.7	768.2
32.5°	809.7	811.6	729.0	693.8	682.1	680.6	665.2	690.8	735.4	807.1	810.1
35°	878.4	893.9	782.9	735.8	721.0	705.9	719.5	742.5	784.1	891.7	884.1
37.5°	1035.9	1011.3	900.3	802.6	792.8	786.7	797.7	814.3	899.2	1014.0	1049.1
40°	1145.7	1134.0	983.0	913.2	851.3	883.7	858.1	922.2	992.5	1134.8	1157.4
42.5°	1316.0	1263.9	1108.7	1022.3	958.1	935.1	949.4	1033.2	1122.7	1281.2	1325.8
45°	1479.4	1399.0	1266.1	1189.9	1092.5	1068.3	1087.6	1186.1	1289.5	1414.9	1493.4
47.5°	1646.3	1563.2	1417.1	1306.9	1227.3	1299.4	1236.3	1329.9	1433.0	1578.7	1648.6
50°	1819.6	1727.5	1583.2	1463.2	1456.4	1520.2	1444.7	1492.6	1588.2	1739.2	1821.4
52.5°	2018.5	1919.2	1775.0	1693.9	1709.7	1705.6	1690.5	1681.8	1775.8	1924.1	2021.9
55°	2255.2	2148.0	2032.9	1995.5	2039.3	1992.1	2014.4	2011.3	2024.9	2131.0	2245.4
57.5°	2541.3	2420.2	2304.7	2296.3	2352.6	2397.1	2357.5	2300.5	2276.7	2379.8	2510.8
60°	2901.9	2753.1	2626.3	2600.2	2760.7	2760.3	2724.4	2596.8	2587.8	2704.4	2862.2
62.5°	3300.1	3118.9	2980.4	2938.9	3190.3	3218.6	3106.8	2878.1	2924.9	3018.9	3206.1
65°	3638.4	3420.5	3291.4	3280.1	3587.4	3712.4	3465.5	3152.5	3167.6	3245.8	3448.5
67.5°	3858.8	3596.5	3493.8	3548.5	3930.6	4008.7	3779.2	3336.0	3282.4	3314.8	3557.2
70°	3781.4	3493.0	3419.0	3551.9	4019.3	4137.4	3846.7	3284.6	3170.6	3172.2	3453.8
72.5°	3195.2	2920.7	2955.8	3199.7	3809.4	3975.1	3534.2	2966.8	2733.5	2727.8	2983.4
75°	2112.9	1929.4	2068.0	2448.1	3166.9	3505.9	2928.3	2325.4	2032.9	1937.7	2135.2
77.5°	924.1	900.7	1017.4	1447.0	2158.9	2526.6	2097.8	1519.1	1105.7	919.6	1004.5
80°	247.6	242.4	304.3	548.9	1051.0	1391.5	1135.1	605.9	316.3	230.3	244.2
82.5°	90.2	92.5	112.9	153.6	346.2	585.9	377.1	177.0	119.7	98.2	98.2
85°	39.3	38.1	54.7	61.5	94.4	132.5	108.3	75.1	60.4	45.3	43.4
87.5°	10.6	13.2	18.5	19.3	24.5	20.0	28.7	26.4	22.7	15.9	12.8
90°	0.0	0.0	0.0	0.0	0.0	0.0	0.0	0.0	0.0	0.0	0.0

(END OF REPORT)